

## 2-WAY BALL VALVE, MANUALLY OPERATED (ECO)

**Description:**

- 2-pieces body construction
- light-weight design
- full passageway
- female thread acc. to EN 10226
- blow out safe, spindle mounted from inside
- stainless steel hand lever
- any installation position
- lock device

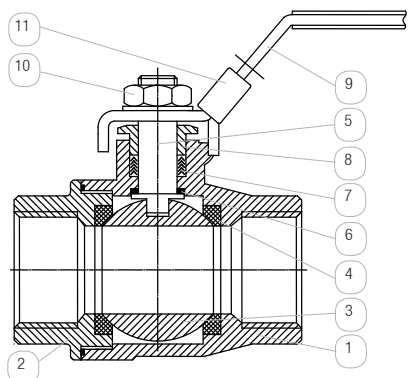
**Range of application:**

- working pressure PN63  
(see pressure-temperature-diagram)
- temperature range: -10°C up to +200°C  
(see pressure temperature diagram)

**Comments:**

Better protection against unintended disengagement of the spindle and the sealing by a blow out protection. No accidental damage from outside possible.

**Threads according to EN 10226:** It describes the threaded connection of a conical male thread (R) with a parallel female thread (Rp).

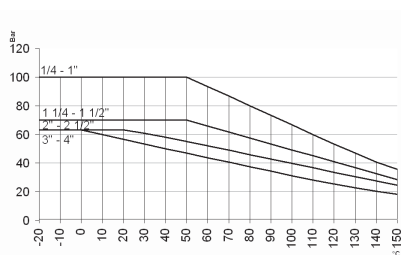


pos.	part	standard material		optional material
1	body	CF8M (similar to 1.4408)	0	-
2	connector	CF8M (similar to 1.4408)		-
3	ball	CF8M (similar to 1.4401)		-
4	seat sealing	PTFE	T	-
5	spindle	1.4401	0	-
6	thrust ring	PTFE		-
7	packing for spindle	PTFE	T	-
8	gland	1.4301		-
9	handle	1.4301 with plastic coating		-
10	nut	1.4301		-
11	lock device	1.4301		-

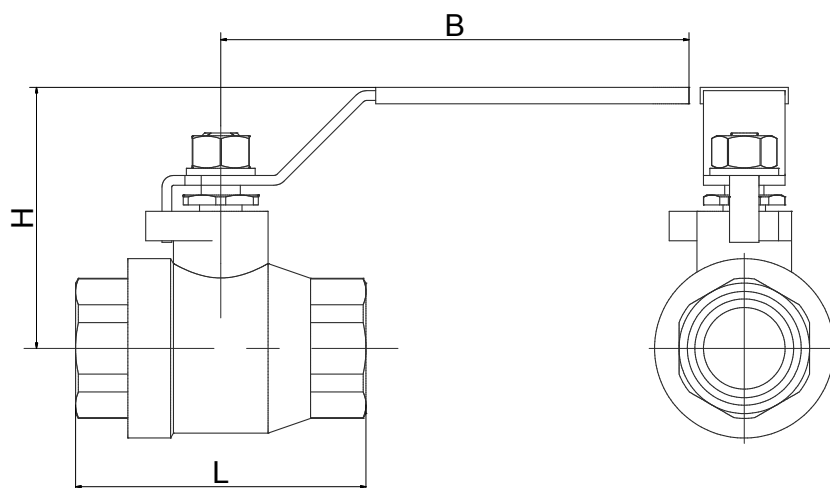
Notes on the order code, see the end of the data sheet. An overview of the entire material of a key product group, see the catalog at the beginning of each chapter.

**Options:**

- ZG: certificate 3.1

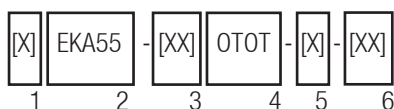
**Pressure temperature diagram**

The pressure temperature diagram refers to the ball valve of this type. For the actuated units the actuator limits the permissible pressure range to the operating pressure as indicated above, as long as this is lower than the pressure range of the ball valve. If your application has strong temperature variations, you may need additional options like a relief well, to meet the figures. Please tell us your temperature variations with your order.



match code	size [inch]	nominal pressure	nominal size [mm]	L [mm]	H [mm]	B [mm]	weight [kg]	CV** [m3/h]
EKA55-02-OTOT	1/4	PN63	11.6	53.5	51	100	0.25	5.9
EKA55-03-OTOT	3/8	PN63	12.5	53.5	51	100	0.25	9.4
EKA55-04-OTOT	1/2	PN63	15	57	53	120	0.3	19.4
EKA55-05-OTOT	3/4	PN63	20	64	60	120	0.4	45.6
EKA55-06-OTOT	1	PN63	25	78	68	150	0.7	71.5
EKA55-07-OTOT	1 1/4	PN63	32	93.5	73	150	1.1	105
EKA55-08-OTOT	1 1/2	PN63	38	105	87	164	1.6	170
EKA55-09-OTOT	2	PN63	50	117	95	164	2.6	275

\*CV-value: The nominal flow rate CVs after VDI/VDE 2173 indicates the water quantity in cubic meters per hour with the valve fully opened,  $\Delta p=1$  bar and the water temperature between +5°C and +30°C.



#### Order information:

##### 1: automation

- no specification: manually operated

##### 2: type: EKA55

##### 3: connection size: 02-09 (see table)

##### 4: materials:

- 1. digit: body material (stainless steel)
- 2. digit: sealing for spindle (PTFE)
- 3. digit: ball material (stainless steel)
- 4. digit: seat sealing (PTFE)

##### 5: actuator: not applicable

##### 6: options (see "options")

Please ask for field specifications that are not listed in this data sheet.

Before installation please consider the installation and maintenance manual, especially the safety indications!